




Cyclosporine Drug Information

109.07.18 修訂
113.03 藥衛 006

Generic Name	Brand Name	Dosage form	Appearance
Cyclosporine	Neoral Solution	100mg/ml; 50ml	

1. Why do I need this medicine ?

Combining with other medications to prevent organ rejection.

2. How is this drug best taken?


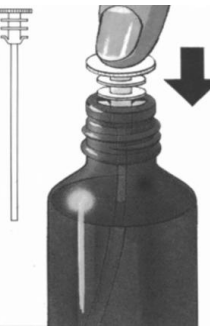
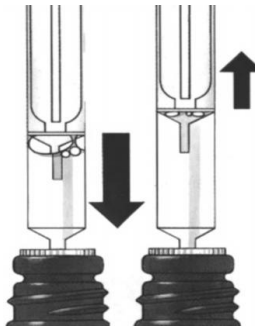




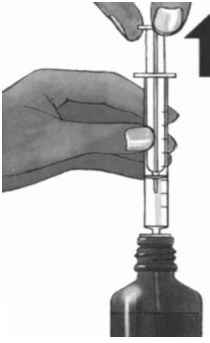
- (1) Twice daily (9am and 9pm once each). Take medicine as doctor' s prescription. Take medicine on a consistent schedule with regard to time of day and relation to meals to minimize drug absorption effects.
- (2) as pictures shown below

3. What are some things I need to know or do while I take this drug?

- (1) Neoral oral solution can be diluted in a glass container with orange juice, apple juice or other soft drink, except grapefruit juice, according to individual taste. Once you have chosen a drink, use the same one each time. Be sure to dilute in a glass. After drinking, use the above-mentioned drinks to take the medicine remaining in the cup.
- (2) Wipe syringe on outside only with a dry tissue. Do not wash with water.
- (3) Once the bottle has been opened, please mark the date. The contents must be used within 2 months.
- (4) Neoral oral solution should be kept at room temperature (15-30° C), preferably not below 20° C for prolonged periods. A jelly-like formation may occur if the oral solution goes below 20° C. This should go away when the solution is warmed to 30° C.
- (5) Cyclosporine passes into breast milk. Mothers receiving treatment with this medicine should not breast-feed.
- (6) Much medicine, chinese herbs and health supplements may interact with cyclosporine. Do inform the coordinator before taking new medication or health supplements.
- (7) Brushing and flossing your teeth after meal. See your dentist regularly every six month. Tell the doctor if you have swollen gums.
- (8) This medicine may induce photosensitivity. Limit your exposure to sunlight and UV light. If you go out in the sun, wear a hat, appropriate protective clothing and sunscreen with a high protection factor.

(9) To achieve the best drug efficacy and reduce side effects, please return regularly to monitor liver and kidney function and drug concentration. Return to appointments for regular check-up for liver function, kidney function and drug concentration.

*This leaflet cannot provide complete drug information.
Please consult doctors or pharmacist if you have any questions.
Cheng Hsin General Hospital Medication Counseling Number
+886-2-2826-4400 #5604 #5605

<p>1. Raise the plastic cap.</p>		<p>4. Push the tube unit with the white stopper firmly into the neck of the bottle.</p>		<p>7. Expel any large bubbles by depressing and withdrawing plunger a few times before removing syringe containing prescribed dose from bottle. The presence of a few tiny bubbles is of no importance and will not affect the dose in any way.</p>	
<p>2. Tear off the sealing ring completely.</p>		<p>5. Choose the syringe depending on how much medicine you need to measure:</p> <ul style="list-style-type: none"> - For 1 ml or less of medicine, use the 1 ml syringe. - For more than 1 ml of medicine, use the 4 ml syringe. <p>Push the nozzle of the syringe into the white stopper.</p>		<p>8. Push the medicine out of the syringe into a small glass with some liquid, but no grapefruit juice. Do not let the syringe touch the liquid in the cup. The medicine can be mixed just before you take it. Please take the medicine immediately after preparation.</p>	
<p>3. Remove the black stopper and throw it away.</p>		<p>6. Draw up prescribed volume of solution (position the lower part of the plunger ring in front of the graduation corresponding to the prescribed volume).</p>		<p>9. After use, wipe syringe on outside only with a dry tissue and replace in its case. Do not rinse the syringe with water, alcohol, or any other liquid. White stopper and tube should remain in bottle. Close bottle with cap provided.</p>	